

*: ]bU`'9bfc``a Ybh'FYdcfh  
7ca dUf]qcb`cZ*

*Fall 2005-2007 Enrollment*

Division of Student Affairs  
Office of the Vice President  
September 21, 2007



# STOCKTON

---

THE RICHARD STOCKTON COLLEGE OF NEW JERSEY

# STOCKTON

THE RICHARD STOCKTON COLLEGE OF NEW JERSEY

## FALL 2007 ENROLLMENT REPORT



### Comparison of Fall 2005-2006-2007

	Fall 2005	Fall 2006	Fall 2007
<b>Undergraduate</b>			
<b>Headcount</b>	6571	6727	6766
<b>FTE</b>	5728	5885	5972
<b>Credit Load</b>			
Full Time	5650 (86%)	5734 (85%)	5873 (87%)
Part Time	921 (14%)	993 (15%)	893 (13%)
Credits Per Student	13.9	14.0	14.1
<b>Characteristics</b>			
<b>Gender</b>			
Male	2776 (42%)	2842 (42%)	2793 (41%)
Female	3795 (58%)	3885 (58%)	3973 (59%)
<b>Ethnicity</b>			
Asian	263 (4%)	313 (5%)	343 (5%)
Black	520 (8%)	539 (8%)	559 (8%)
Hispanic	382 (6%)	362 (5%)	391 (6%)
American Indian/Alaskan Native	28 (0%)	27 (0%)	26 (0%)
Other	3 (0%)	78 (1%)	142 (2%)
White	5375 (82%)	5407 (80%)	5305 (78%)
<b>Admission Status</b>			
Matriculated	6371 (97%)	6563 (98%)	6600 (98%)
Non-Matriculated	200 (3%)	164 (2%)	166 (2%)
<b>Class Level (matriculated only)</b>			
Freshman	1347 (21%)	1411 (21%)	1348 (20%)
Sophomore	1299 (20%)	1326 (20%)	1352 (20%)
Junior	1642 (26%)	1782 (27%)	1794 (27%)
Senior	2083 (33%)	2044 (32%)	2106 (32%)
<b>Retention (3rd Semester)</b>			
First-Time Full-Time Freshman	84%	83%	83%
<b>Graduation Rate (6 year)*</b>			
First-Time Full-Time Freshman	62%	64%	67%

\*Fall 1999, fall 2000 and fall 2001 cohorts of full-time first-time entering freshmen.


# STOCKTON

THE RICHARD STOCKTON COLLEGE OF NEW JERSEY



# STOCKTON

THE RICHARD STOCKTON COLLEGE OF NEW JERSEY



# STOCKTON

THE RICHARD STOCKTON COLLEGE OF NEW JERSEY

## Fall 2007 Enrollment Report By Declared and Intended Major\*

# Matriculated Students	Fall 2005 6371	Fall 2006 6563	Fall 2007 6600
<b>ARHU</b>	<b>1127 (17.7%)</b>	<b>1179 (18.0%)</b>	<b>1159 (17.6%)</b>
ARTS	267 (4.2%)	254 (3.9%)	254 (3.8%)
COMM	247 (3.9%)	252 (3.8%)	255 (3.9%)
HIST	222 (3.5%)	265 (4.0%)	256 (3.9%)
LANG	71 (1.1%)	56 (0.9%)	55 (0.8%)
LITT	289 (4.5%)	328 (5.0%)	306 (4.6%)
PHIL	31 (0.5%)	24 (0.4%)	33 (0.5%)
<b>NAMS</b>	<b>1143 (17.9%)</b>	<b>1180 (18.0%)</b>	<b>1228 (18.6%)</b>
BCMB	86 (1.3%)	93 (1.4%)	103 (1.6%)
BIOL	556 (8.7%)	577 (8.8%)	604 (9.2%)
CHEM	41 (0.6%)	51 (0.8%)	45 (0.7%)
CPLS	-	-	3 (0.0%)
ENVL	108 (1.7%)	106 (1.6%)	119 (1.8%)
GEOL	14 (0.2%)	17 (0.3%)	10 (0.2%)
MARS	135 (2.1%)	130 (2.0%)	119 (1.8%)
MATH	170 (2.7%)	164 (2.5%)	179 (2.7%)
PHYS	31 (0.5%)	42 (0.6%)	46 (0.7%)
<b>PROS</b>	<b>1664 (26.1%)</b>	<b>1802 (27.5%)</b>	<b>1848 (28.0%)</b>
BSNS	1011 (15.9%)	1120 (17.1%)	1158 (17.5%)
CSIS	182 (2.9%)	157 (2.4%)	137 (2.1%)
NURS	28 (0.4%)	71 (1.1%)	31 (0.5%)
NURS4	-	-	61 (0.9%)
PUBH	66 (1.0%)	63 (1.0%)	67 (1.0%)
SPAD	138 (2.2%)	166 (2.5%)	179 (2.7%)
TEDU	239 (3.8%)	225 (3.4%)	215 (3.3%)
<b>SOBL</b>	<b>1596 (25.1%)</b>	<b>1585 (24.1%)</b>	<b>1617 (24.5%)</b>
CRIM	590 (9.3%)	560 (8.5%)	534 (8.1%)
ECON	21 (0.3%)	28 (0.4%)	31 (0.5%)
POLS	139 (2.2%)	115 (1.8%)	127 (1.9%)
PSYC	562 (8.8%)	592 (9.0%)	606 (9.2%)
SOCY/ANTH	100 (1.6%)	79 (1.2%)	93 (1.4%)
SOWK	184 (2.9%)	211 (3.2%)	226 (3.4%)
<b>GENS</b>			